

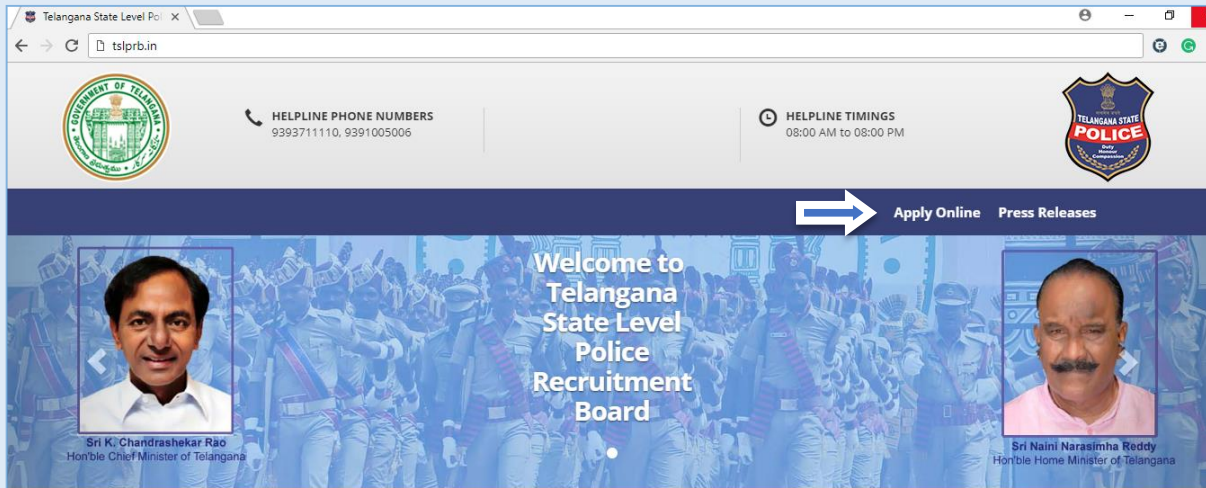


Telangana State Level Police Recruitment Board

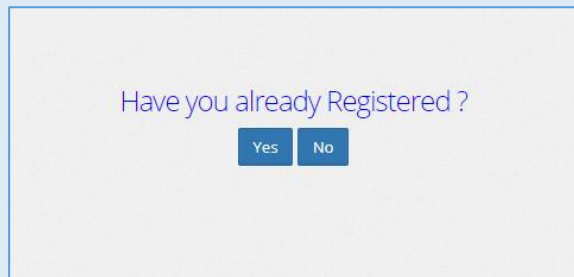
USER GUIDE

**To fill the
Registration Form and
Preliminary Online Application Form (Part-I)**

1. The Candidates are required to visit the website www.tsiprb.in and Click on **Apply Online**



2. The following screen will appear



3. If already registered Select **Yes**, it will be directed to Sign In page. If not Registered, select **No**, it will be directed to the **Registration** page

Registration

Candidate Name (As per SSC or Equivalent)
Candidate Name

Date of Birth (As per SSC or Equivalent)
DD-MM-YYYY

Gender
 Male Female

Do you belong to State of Telangana?
 Yes No

Community
Select Community

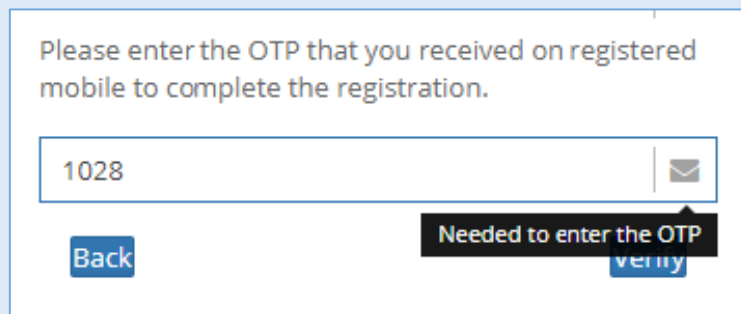
Mobile Number
Mobile No

Email
Email address

CTCD

Input symbols

4. Fill all the details in the **Registration Form** and Click on **Submit** button. An OTP will be sent to the Registered Mobile Number.
5. Enter the OTP received on the Registered Mobile Number. After successful Validation with **OTP**, you will be directed to **Sign In Page**.



Please enter the OTP that you received on registered mobile to complete the registration.

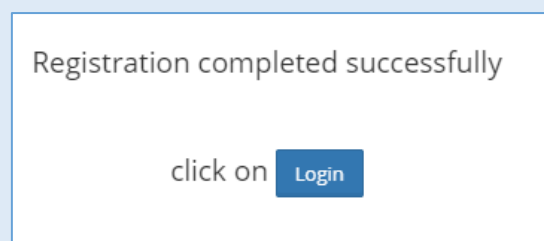
1028

Back

Needed to enter the OTP

verify

This screenshot shows a mobile application interface for OTP verification. At the top, there is a text prompt: "Please enter the OTP that you received on registered mobile to complete the registration." Below this is a text input field containing the number "1028". To the right of the input field is a small envelope icon. Below the input field, there are two buttons: a blue "Back" button on the left and a blue "verify" button on the right. A black tooltip with white text "Needed to enter the OTP" is positioned over the "verify" button.



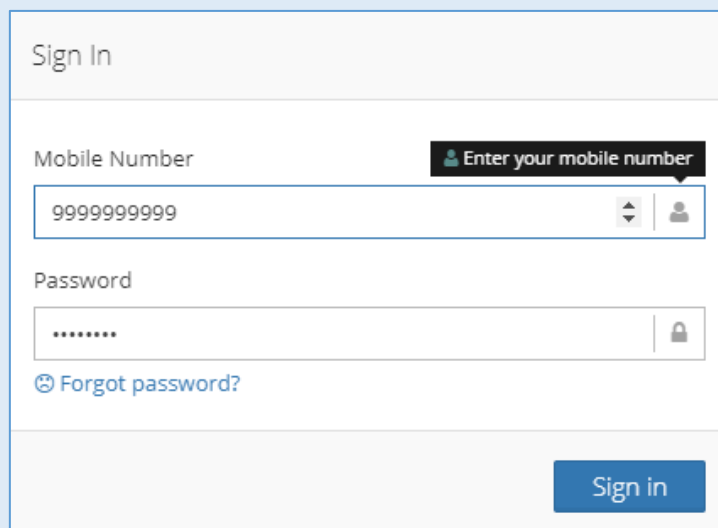
Registration completed successfully

click on

Login

This screenshot shows a confirmation message: "Registration completed successfully". Below the message, there is a blue button labeled "Login". The text "click on" is placed to the left of the "Login" button.

6. In the Sign In Page, Enter Registered Mobile Number and Password (for first time login, the password is your Date of Birth in DDMMYYYY (Ex: 28051991)) and Click on **Sign in**, it will be directed to Reset Password Page.



Sign In

Mobile Number

Enter your mobile number

9999999999

Password

.....

Forgot password?

Sign in

This screenshot shows the "Sign In" page of a mobile application. The page has a light beige background. At the top, the title "Sign In" is displayed. Below the title, there are two input fields. The first is labeled "Mobile Number" and contains the number "9999999999". To the right of this field is a tooltip that says "Enter your mobile number". The second input field is labeled "Password" and contains seven dots. Below the password field, there is a link that says "Forgot password?". At the bottom right of the page, there is a blue button labeled "Sign in".

7. After Reset Password, it will be directed to Sign in Page. After Sign In, it will be directed to Fee Payment Page.

Reset Password

Registered Mobile Number

Password

ConfirmPassword

8. The Payment can be made through **Payment Gateway** (Debit Card / Credit Card / Net banking) (or) **MeeSeva** (or) **TSONline**
9. If the Candidate paid the Fee through **Meeseva / TSONline**, the Candidate is required to Sign In and has to Click on **Application Form** to fill the Online Application (No need of entering your Meeseva / TSONline transactions anywhere), continue reading from 11th point (Ignore point 10).
10. If the Candidate wants to pay through **Payment Gateway** (Debit Card / Credit Card / Net banking), Candidate is required to select the required posts as per his/her eligibility and Pay the requisite Fee.

Select Posts

<div style="background-color: #e69d00; color: white; padding: 5px; font-weight: bold; text-align: center;">SCT PC Civil & Equivalent <input type="checkbox"/> ✓</div> <table style="width: 100%; border-collapse: collapse;"> <tr><td style="text-align: center; padding: 2px 5px;">PC Civil</td></tr> <tr><td style="text-align: center; padding: 2px 5px;">PC AR</td></tr> <tr><td style="text-align: center; padding: 2px 5px;">PC SAR CPL (Men)</td></tr> <tr><td style="text-align: center; padding: 2px 5px;">PC TSSP (Men)</td></tr> <tr><td style="text-align: center; padding: 2px 5px;">Constable in SPF (Men)</td></tr> <tr><td style="text-align: center; padding: 2px 5px;">Firemen (Men)</td></tr> <tr><td style="text-align: center; padding: 2px 5px;">Warders (Male)</td></tr> <tr><td style="text-align: center; padding: 2px 5px;">Warders (Female)</td></tr> <tr style="background-color: #a52a2a; color: white; font-weight: bold; text-align: center;">Registration Fee: Rs. 400</tr> </table>	PC Civil	PC AR	PC SAR CPL (Men)	PC TSSP (Men)	Constable in SPF (Men)	Firemen (Men)	Warders (Male)	Warders (Female)	<div style="background-color: #0070c0; color: white; padding: 5px; font-weight: bold; text-align: center;">SCT SI Civil & Equivalent <input type="checkbox"/> ✓</div> <table style="width: 100%; border-collapse: collapse;"> <tr><td style="text-align: center; padding: 2px 5px;">SI Civil</td></tr> <tr><td style="text-align: center; padding: 2px 5px;">RSI AR</td></tr> <tr><td style="text-align: center; padding: 2px 5px;">RSI SAR CPL (Men)</td></tr> <tr><td style="text-align: center; padding: 2px 5px;">RSI TSSP (Men)</td></tr> <tr><td style="text-align: center; padding: 2px 5px;">RSI TSSP 15th Bn (Men)</td></tr> <tr><td style="text-align: center; padding: 2px 5px;">SFO (Men)</td></tr> <tr><td style="text-align: center; padding: 2px 5px;">Deputy Jailor (Men)</td></tr> <tr><td style="text-align: center; padding: 2px 5px;">Asst. Matron</td></tr> <tr style="background-color: #a52a2a; color: white; font-weight: bold; text-align: center;">Registration Fee: Rs. 500</tr> </table>	SI Civil	RSI AR	RSI SAR CPL (Men)	RSI TSSP (Men)	RSI TSSP 15 th Bn (Men)	SFO (Men)	Deputy Jailor (Men)	Asst. Matron	<div style="background-color: #008000; color: white; padding: 5px; font-weight: bold; text-align: center;">SCT PC Tech. & Equivalent</div> <table style="width: 100%; border-collapse: collapse;"> <tr><td style="text-align: center; padding: 2px 5px;">PC IT & C <input type="checkbox"/> ✓</td></tr> <tr><td style="text-align: center; padding: 2px 5px;">PC Mechanic (Men) <input type="checkbox"/> ✓</td></tr> <tr><td style="text-align: center; padding: 2px 5px;">PC Driver (Men) <input type="checkbox"/> ✓</td></tr> <tr style="background-color: #a52a2a; color: white; font-weight: bold; text-align: center;">Registration Fee: Rs. 400 for each Post</tr> </table>	PC IT & C <input type="checkbox"/> ✓	PC Mechanic (Men) <input type="checkbox"/> ✓	PC Driver (Men) <input type="checkbox"/> ✓	<div style="background-color: #a52a2a; color: white; padding: 5px; font-weight: bold; text-align: center;">SCT SI Technical</div> <table style="width: 100%; border-collapse: collapse;"> <tr><td style="text-align: center; padding: 2px 5px;">SI IT & C <input type="checkbox"/> ✓</td></tr> <tr><td style="text-align: center; padding: 2px 5px;">ASI FPB <input type="checkbox"/> ✓</td></tr> <tr style="background-color: #a52a2a; color: white; font-weight: bold; text-align: center;">Registration Fee: Rs.500 for each Post</tr> </table>	SI IT & C <input type="checkbox"/> ✓	ASI FPB <input type="checkbox"/> ✓
PC Civil																								
PC AR																								
PC SAR CPL (Men)																								
PC TSSP (Men)																								
Constable in SPF (Men)																								
Firemen (Men)																								
Warders (Male)																								
Warders (Female)																								
SI Civil																								
RSI AR																								
RSI SAR CPL (Men)																								
RSI TSSP (Men)																								
RSI TSSP 15 th Bn (Men)																								
SFO (Men)																								
Deputy Jailor (Men)																								
Asst. Matron																								
PC IT & C <input type="checkbox"/> ✓																								
PC Mechanic (Men) <input type="checkbox"/> ✓																								
PC Driver (Men) <input type="checkbox"/> ✓																								
SI IT & C <input type="checkbox"/> ✓																								
ASI FPB <input type="checkbox"/> ✓																								

✓ Mark indicates the job is already applied.

Total Fee to be Paid (Which includes Application Processing, Examination & Portal Maintenance):

PMT / PET Concession on account of Applying for more than one Post:

Net Amount to be Paid:

Credit Card

Debit Card >

Debit Card + ATM PIN

Internet Banking

Pay using Debit Card

Card Number

Expiration Date **CVV/CVC**

Card Holder Name

Make Payment

Cancel

Payment Success

Transaction Status : Success

Transaction No : 42CD8KSN

Please note your Transaction Number for your future reference.

Continue to Fill the Application

11. After successful payment, it will be directed to Online Application Form.

Application Form
□ - ↻ ×

Medium of Written Examination
(Except Technical Papers, which will be in English only)

Telugu
 English
 Urdu

Name of the Candidate (as per SSC or Equivalent)

Gender

Male
 Female

Father's / Husband's Name

Mother's Name

Aadhaar Number

Date of Birth Age as on 01-07-2018

Community

Are you a Local Candidate of Telangana?

Yes
 No

If No, to which State do you belong

Identification Mark 1

Identification Mark 2

SSC Roll Number

Do you want to claim the reservation under Ex-Servicemen Quota ?

Yes No

Mention District to which you are local as per your study from 4th to 10th class

District for appearance of Test / Examinations (1st Preference)

District for appearance of Test / Examinations (2nd Preference)

(1) If the Candidate applies for SCT SI (IT&C) / SCT ASI (FPB) or SCT PC (IT&C) / Mechanic / Driver, solely or in combination along with any other Post(s) in the above 4 (four) Notifications, then he / she will be allotted one of the Centres in Hyderabad (or its neighborhood) or Warangal

(2) In other cases, Candidates will be allotted any town in the Districts selected or any nearby District depending upon the availability of accommodation for appearing in the Tests / Examinations.

Address for Communication

Name

C/o

H No. / Colony

Village / Town / City

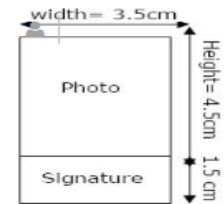
District

Mandal

Pin Code

Upload Photo with Signature

Sample Photo with Signature



The Passport size Photo with Signature (Specimen shown above) should be in .jpg format and file size should be between 10KB to 50KB.

Important instructions to the Candidate

- (1) Verify all the details in the Application Form Before you click on Proceed to Next Page. After Submission, no editing will be allowed.
- (2) In their own interest, Candidates are advised not to change their mobile numbers and e-mail Ids used to register for these Notification/s till the process of recruitment is complete. Information will be sent by TSLPRB through messages on this mobile numbers and e-mail Ids
- (3) Candidate should go through the Instructions carefully given in the Notification(s) for the Post(s) he / she intends to apply for before filling up the Preliminary Application, particularly with regard to their claim / eligibility for the Post(s) applied for, especially age, education qualification, community etc
- (4) Candidates who are not local to Telangana will be treated as OC irrespective of their Community
- (5) Community furnished as above will not be changed. Candidates should take utmost care while furnishing the same
- (6) Candidates are liable for criminal action, for furnishing false information and if they do so, their Candidature will be rejected
- (7) Mere issue of Hall Ticket to the Candidate for attending Tests / Examinations will not imply that his / her Candidature has been finally cleared by the Board. Candidature is therefore, provisional at all stages and the Board reserve the right to reject his / her Candidature at any stage of the selection without any notice
- (8) Candidates who applied for any Post(s) in Notification No. 90 / Rect. / Admn.1 / 2018, dated 31-05-2018 have to fill up Part II of the Application by giving full details as and when called for
- (9) All other Candidates who appear and qualify in the Preliminary Written Test will have to fill up Part II of the Application by giving full details as and when called for
- (10) Candidates are required to visit the website www.tslprb.in from time to time to get updates

I AGREE

12. After Filling all the details, Select I Agree and Click on **Proceed to Next Page**
13. Fill **Educational Qualifications** for the selected posts and Click on **Submit**

Education Qualifications

SCT SI Civil and / or Equivalent	SCT PC Civil and / or Equivalent
<input type="text" value="Select Qualification"/>	<input type="text" value="Select Qualification"/>
SCT SI IT & C	SCT ASI FPB
<input type="text" value="Select Qualification"/>	<input type="text" value="Select Qualification"/>
SCT PC IT & C	SCT PC Mechanic
<input type="text" value="Select Qualification"/>	<input type="text" value="Select Qualification"/>
SCT PC Driver	
<input type="text" value="Select Qualification"/>	

Green indicates required to select the Qualification:

Green: Qualification is enable

Red: Qualification is disable

14. It will be directed to **Print Application** page. Take the Printout of the Filled in Online Application Forms for the applied posts.

Print Application

SCT SI Civil and / or Equivalent

SCT SI IT & C / SCT ASI FPB

SCT PC Civil and / or Equivalent

SCT PC IT & C / Mechanic / Driver

End of Document